



COMPLETE CONTROL OF PRACTICE OPERATIONS.

AN EASIER, MORE INTUITIVE WAY TO MANAGE THE BUSINESS SIDE OF YOUR PRACTICE

Balancing clinical excellence and patient healing – the core purpose of a private practice – with the business side of the practice can be tricky, but vitally important to long-term sustainability.

As an early pioneer in the ambulatory software industry, AdvancedMD committed to wading in with our independent practice and billing service customers to face and solve some of the most challenging technology issues that produced a drag on business and operational excellence.

The result of that effort is what has become one of the most advanced and effective practice management systems for practices of all sizes and structures. Our software optimizes practice management with time-tested, innovative, cutting-edge solutions that span the spectrum from scheduling, billing, collections and reporting to an entire suite of productivity-enhancement tools, all delivered in a seamless, unified database package. You can support complex operations of teams

and locations large and small with a myriad of time-saving features.

Our commitment to stand with customers and continue addressing their challenges hasn't changed. Through that process, we've identified some of the most important and difficult technology issues small and large group practices grapple over when selecting automation software for the management and business side of their practices.

Here is a distillation of those key decision points, and some of the groundbreaking technology AdvancedMD has developed that today helps thousands of practices keep the practice management side on par with clinically-excellent patient care. This summary identifies some of the fundamental, ongoing practice management issues, as well as a few of the more frustrating gaps that are rarely and adequately addressed by today's technology marketplace.

Most advanced
& effective
practice
management
systems for
practices of
all sizes

KEY PRACTICE MANAGEMENT ISSUES	ADVANCEDMD TECHNOLOGY SOLUTIONS	FRUSTRATING GAPS	ADVANCEDMD SOLUTIONS
<p>Simplified Scheduling Simplify scheduling process for staff and patients, optimize daily calendar/visits, and reduce no-shows.</p>	<p>Scheduling & Patient Self-service features are intuitive and flexible, so front desk staff can easily maintain desirable patient flow and patients can self-schedule based on your availability by site and provider. Automated Reminders and alerts reduce no-shows and free staff from manual follow-up.</p>	<p>Comprehensive, Flexible Scheduling Save staff and provider time with schedule views across the practice or facilities or by individual provider.</p>	<p>Color-coded Appointment Scheduling provides views of the entire practice schedule or a specific doctor's schedule with patient visit number and appointment type conveniently displayed. Select by provider-oriented or facility-oriented. Scheduling is Unified with our billing and front office tools so you can collect payments with one-click. Group Appointment Scheduling is available for practices with mental health providers.</p>
<p>Credit Card Management Collect for patients faster and easier, reduce payment errors and manual staff procedures, and improve patient experience.</p>	<p>Credit-card-on-file function utilized for single or ongoing transaction strings reduces double entry, human errors, time-consuming reconciliations and repeated requests for patient credit card information. Payment Portal and Automated Bill-pay Alerts help patients make payments without practice staff overhead.</p>	<p>At-a-glance Financial Management Quickly and accurately assess key performance indicator status and crucial financial health metrics.</p>	<p>Financial Dashboard visually displays key performance indicator status, current and rolling monthly financial results, reimbursement trends, top ten carriers, A/R trends, and customized report elements. You can create countless custom reports in seconds with drag-and-drop tools.</p>
<p>Billing Processes Improvement Greater control and visibility into the overall billing process.</p>	<p>Accurate Billing Processes provide simplified A/R tracking, comprehensive claims and collections features, and a time-tested clearinghouse for laser-focused insights into your receivables and collections revenue. Continual Updates are always automatic and free, giving you the latest medical codes and rules to ensure effective and accurate coding and billing without complicating workflow. Automated Insurance Eligibility Verification significantly improves billing accuracy and collectability.</p>	<p>Business Analytics Easily access, combine and analyze data from across the practice for timely and better-informed decisions.</p>	<p>Advanced Business Analytics pulls reporting data from all areas of your practice, making it easy to identify trends, gaps and revenue opportunities with accurate results. Deep insights into financial operations provide expert guidance to your practice's growth strategy in order to execute with confidence.</p>
<p>Centralized Billing Management Ability to manage all operations centrally, but easily drill down to lowest levels, with managed access.</p>	<p>Central Billing Office functionality provides visibility of your entire operation, while offering controlled access to office locations and providers. Reporting is comprehensive with independent drilldowns at the site and provider level.</p>	<p>Improve A/R Billing Performance Accelerate collection, improve system and staff efficiency.</p>	<p>A/R Control Center dashboard provides key information and resources for streamlining A/R tasks and accelerating the time it takes to collect. Proprietary Claims Scrubbing alerts billing staff of potential errors prior to submission. We make it easy to identify and correct inefficiencies as well as issues related to your receivables.</p>
<p>Reporting & Analytics Customizable reports with graphical presentation.</p>	<p>Multiple Reporting Tiers let you customize how you visualize data, evaluate financial trends, identify areas of improvement and pinpoint opportunities for revenue growth.</p>	<p>Comprehensive Claims Management Reduce staffing, improve visibility and accuracy.</p>	<p>End-to-End Claims Management allows management of your entire claims process by one team, from charge capture to collections. Combines accurate billing process with simplified A/R tracking, comprehensive claims and collections features, and a robust clearinghouse to provide unprecedented visibility into your revenue.</p>
<p>Business Intelligence Flexible, customizable analytics and reporting on all, or any detail of the practice.</p>	<p>Powerful Reporting Engine provides accurate trends and business intelligence to analyze key performance indicators and nearly unlimited business metrics for all sites and physicians across all practice functions from a Single, Unified Database.</p>	<p>Practice Acquisition RVU Calculation Accurately calculate a variety of RVU factors to ensure proper resource management and practice valuation.</p>	<p>Unified Data-based Analytics provide ready access to resource-based relative value scale calculations for a variety of factors such as total RVU, work RVU, practice expense RVU and more. If you are rolling up practice acquisitions as part of your growth plans, we can help make RVUs work for your practice.</p>

Patient Name: **BERN, MARC** Chart Number: **2** Responsible Party Name: **BERN, MARC**
 Apt / Ste #: **208**
 Address: **2795 COTTONWOOD PKWY**
 Zip Code: **84121** City: **SALT LAKE CITY** State: **UT** County:
 Sex: **MALE** Preferred Phone: **(801) 526-5478 (CELL)** Marital Status: **MA**
 GI: Email: **MBERN@COMCAST.NET** Date of Birth: **05/**
 SO: Confidential: **(801) 526-5478 (CELL)** Inactive / Deceased:
 Title: **MR** Note: Additional MRN:
 Financial Class: **DC** DOUBBLE INSURANCE COVE Relationship: **18-SELF**
 Provider Profile: **RICHEY** RICHEY, DREW Preferred Language: **ENGLISH**
 Employer: **ADVANCEDMD SOFTWARE, INC** PCP: Race & Ethnicity: **OTHER**

Seq	Coverage	Carrier	Subscriber
5	PRIMARY	CIGNA HEALTH CARE	BERN, MARC
2	SECONDARY	PEHP	BERN, SARA

Patient Demographics

Date	Batch #	User
01/22/2019	109	LORI
01/30/2019	110	MATT
01/31/2019	111	STEVE
02/01/2019	112	TIBBS
02/01/2019	113	AMY
08/06/2019	118	STEVE

Visit #	Provider	Patient	Carrier	Ins Order	Facility	Pat Portion	Ins Portion	Episode
106389	JONES	BULRIS, TARA	BLU32	1	STANDARD			
01/22/2019	99214	E11.00		Y	Y	20.00	120.00	
106390	SMITH	ADAMS, MARIE J	BLU32	1	STANDARD			
01/22/2019	99213	M1A.40X1		Y	Y	0.00	90.00	
106391	JONES	PACA, GINA	AIBEN	1,3,4	STANDARD			
01/22/2019	99214	034.0,J02.0		Y	Y	0.00	140.00	
106392	MILLER	FALK, MICHAELA		N	Y	90.00	0.00	
01/22/2019	99213	466.0,J20.9		Y	Y	15.00	35.00	
106393	SMITH	CASTRO, PAULA	BLU32	1	STANDARD			
01/22/2019	99211	493.82,J45.991		Y	Y	20.00	120.00	
110007	SMITH	AAGARD, JOHN	BLU32	2	STANDARD			
01/01/2020	99214	J43.9		Y	Y	0.00	190.00	
110008	OSHEA	ADAMS, MARIE J	BLU32	1	STANDARD			
02/03/2020	99215	J45.40		Y	Y	25.00	115.00	
110021	JONES	ADHALLAH, MATTHEW	BLU54	4,1	STANDARD			
01/31/2019	99214	E11.9		Y	Y	20.00	170.00	
110022	RICHEY	BERN, MARC	BLU32	3,2	STANDARD			
01/31/2019	99215	M10.462		Y	Y	20.00	170.00	

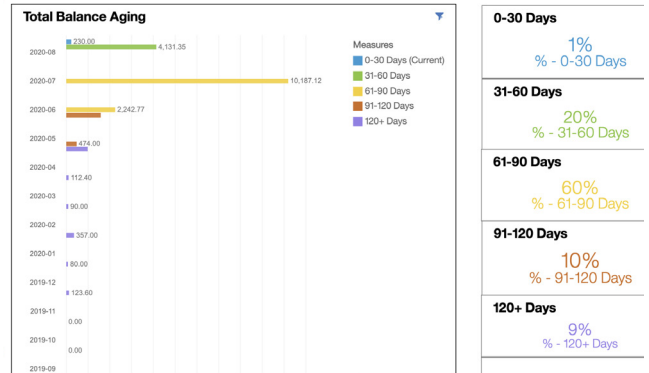
Total Amount: 15570.42

Claims Management

Coming Up	Time	Duration	Room	Room	Time	Duration
CONSULTATI...	11:15 AM	30 min				
BERN, SARA	12:15 PM	30 min				
BRANE, LOYD	2507	25 min				
MALE WELL...	1:00 PM	25 min				
BECKER, JOSEPH	2521	30 min				
NP - NEW PA...	2:00 PM	30 min				
In Office	3					
ADHALLAH, MATTHEW	1067	30 min				
THERAPY SE...	9:15 AM	30 min				
Exam Room 2	10 min					
With Doctor						
RANDALL, ELIZABETH	4	40 min				
FEMALE WEL...	10:00 AM	40 min				
Waiting Room	10 min					
Ready for MA						
BERN, MARC	2	45 min				
CONSULTATI...	1:00 PM	45 min				
Waiting Room	1 min					
Forms review						
Other	0					
Checked Out	0					

Scheduling & Rooming

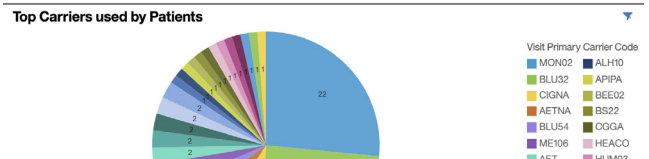
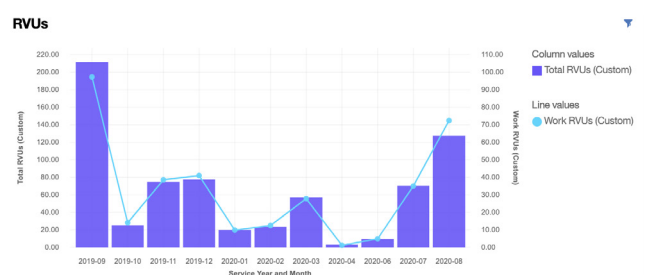
Total Balance Aging Total Aging Graphs Patient Aging Patient Aging Graphs Insurance Aging Insurance Aging Graphs



Financial Reporting Dashboard

Total Balance	Past Due Days	Account	Resp Party	Last Date
160.00	greater than	94	92 TOUNTAS, DOUGLAS	08/14/2009
135.00	less than	815	69 TIERNAN, CELINA	08/14/2009
135.00		814	59 GERMAINE, TODD	01/22/2019
140.00		83	83 BULRIS, TARA	01/22/2019
122.00		670	8 BAILEY, SEAN	01/22/2019
50.00		127	43 CASTRO, PAULA	01/22/2019
58.00		150	106 SCHNEIDER, ALICIA	01/22/2019
54.40		162	78 RHOADS, JUDITH ANN	08/07/2020
2685.90		981	5 RANDALL, ELIZABETH	08/19/2020
586.00		83	180 GRANT, JIM	08/14/2020
384.00		481	44 DURANT, SELINA	08/17/2020
531.00		82	72391 MARLOW, SHEILA	08/17/2020
219.90		82	9 LEON, ANA	08/18/2020
237.00		800	61 RUSSELL, JAN	08/18/2020
270.45		125	105 THATCHER, TRACY	08/18/2020

A/R Management & Collections



Business Analytics